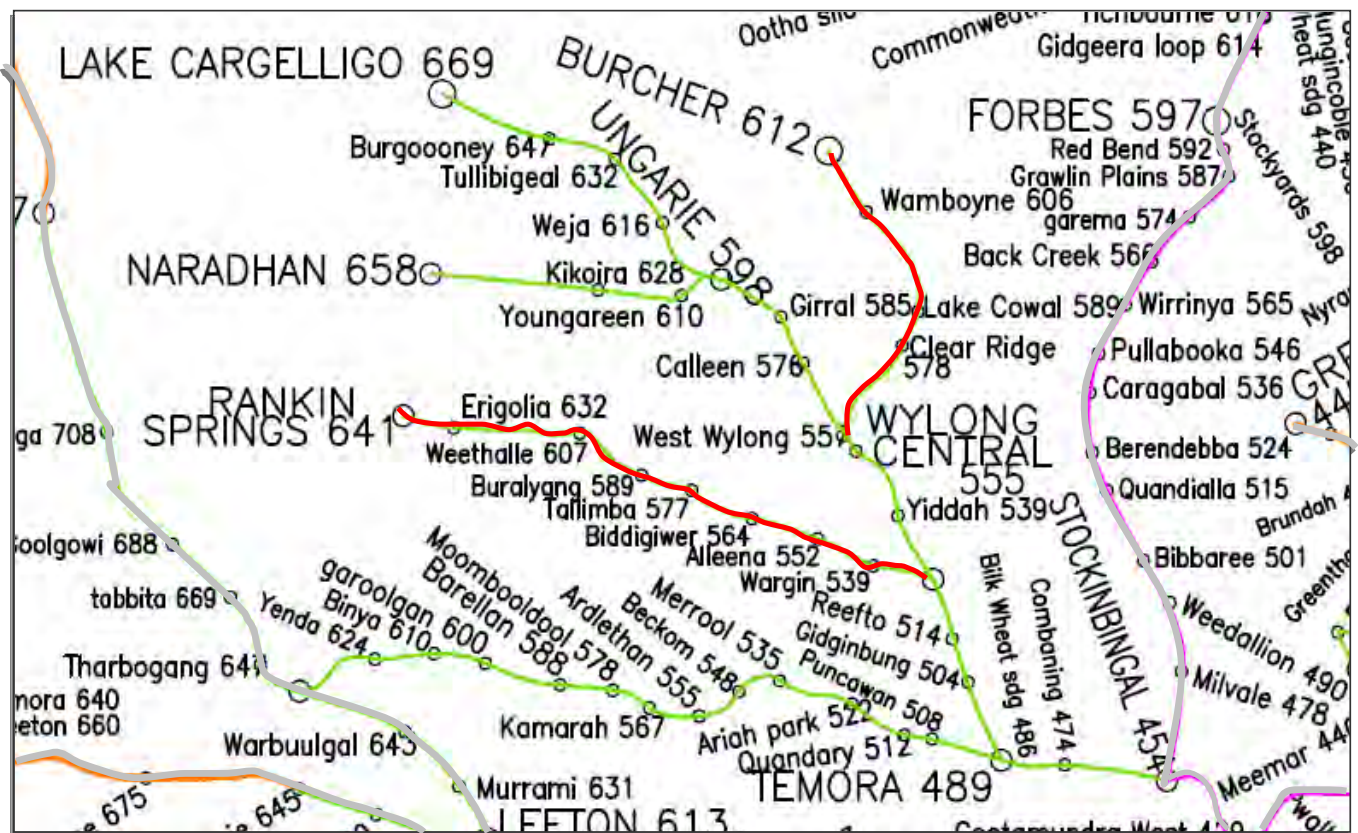




ALAN BARHAM
MAINTENANCE AWARDS
2008



WEST WYALONG PROVISIONING CENTRE

PERIOD UNDER REVIEW
01 July 2007 – 30 June 2008

1. INTRODUCTION AND GENERAL DESCRIPTION

The Team

The West Wyalong Provisioning Centre consists of 24 staff members that include West Wyalong and Temora Depots headed by David Scealy, (Team Manager). 2008 has been a very productive and innovative year for us all. The staff should be congratulated on having such a commitment to their work. The team aspiration to achieve any task set before them makes them extremely ambitious therefore their work is always of a very high standard.

With the amalgamation of the Wyalong and Temora depots has become a great success with vital skills being utilised from both parties that have contributed to an award winning area. Each staff member plays a vital role in every task they perform.

This team has been nominated time again for awards such as the PWI. Every year we over exceed my expectation with improvements to the area because of their dedication and team work. The team's achievement is one totally of their own. This valuable commitment was reflected at the end of June with 15 members of the team making the choice to stay on with ARTC.



Back: Craig Harland, Greg McKinnon, Brett McKenzie, Rodney Oakes, Scott Murdoch, Phil Milsom, Dave Humphries, Bill Spletter.

Middle: Lisa Lemon, Ryan Scealy, Victor Dougall, David Scealy, Apenisa Tudulu, Ray Fisk, Craig Taylor, Dennis Summerfield, Kim Pursehouse.

Front: Alan Humphries, Laurie Pinney, Don Foote, Kevin Langford, James Proctor.

Absent: Darryl Evans and Steven Bennett

The Teams Infrastructure

The Wyalong Civil Maintenance team is responsible for the inspections and maintenance on the following equipment that is in service and active on the lines:-

213 Turnouts
218 Underbridges
566 Culverts
300 Level Crossings

The Wyalong team is responsible for maintaining the following classes of line on the Grain Network: -

Class 2 Lines

Stockinbingal - Wirrinya
Stockinbingal - Ardlethan

Total length of 197.5 kms

Class 3 lines

Temora - Ungarie
Ungarie - Naradhan

Total length of 169kms

Class 5 lines

West Wyalong - Burcher (Closed Line)
Ungarie - Lake Cargelligo
Rankin Springs - Barmedman (Closed Line)

Total Length of 241kms

The total length of all lines (Class 2, Class 3 and Class 5) is 607.500 kms.

The Main Traffic

The Principle traffic on the lines of the network is freight and grain. The major operators are Pacific National, Freight Corp and Grain Corp.

Works Delivered by Wyalong Civil Maintenance Team

Level Crossing Upgrades	7
Replace Underbridge with CSP	6
Unloading Ballast Trains	8
Turnout Upgrades	5
Steel Sleepers (Ungarie - Naradhan)	5,000
Resilient Fasteners Installed (Stock - Wirrinya)	3,300
Upgrade of Aria Park Loop	

Incidents

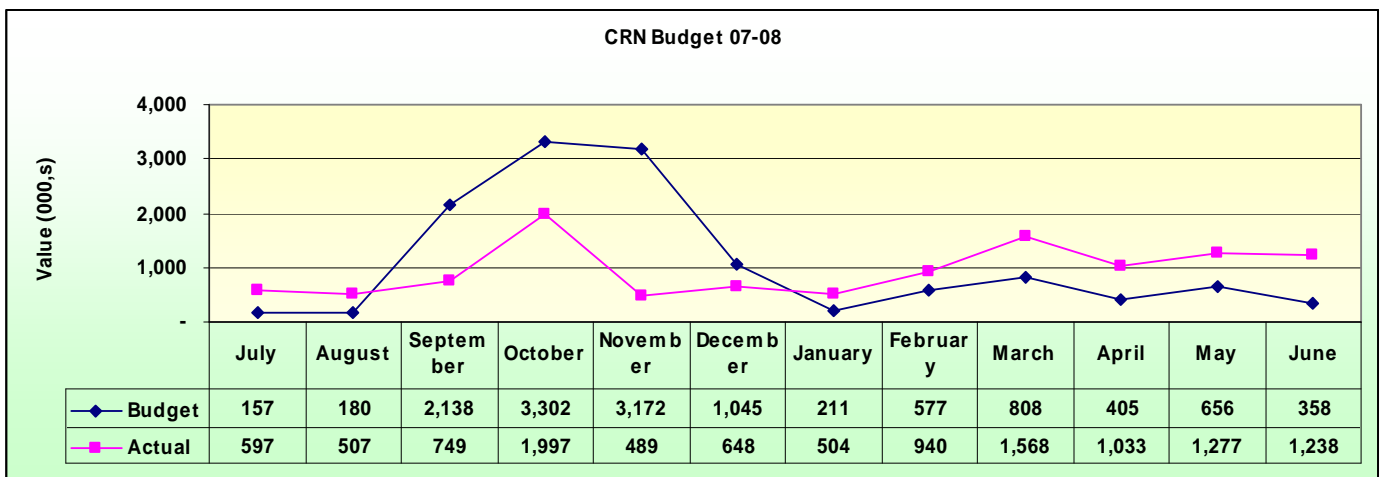
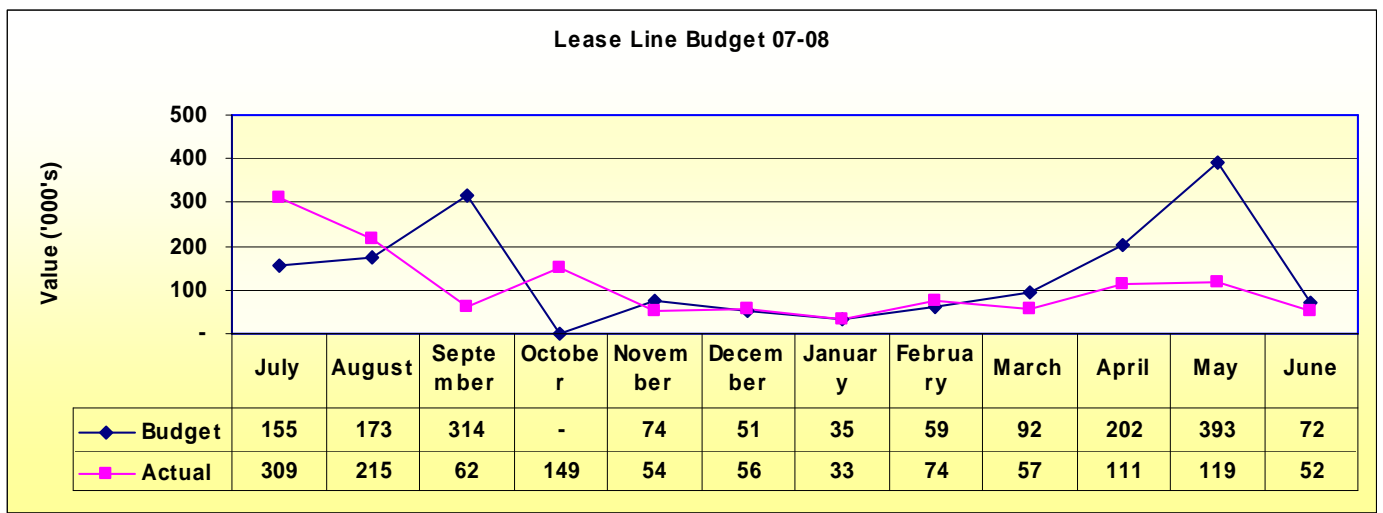
We had approximately 14kms on the Lake Cargelligo line washed away in December and approximately 6kms on Naradhan line which was repaired by Wyalong Team in roughly 6 weeks which was an exceptional achievement by all. (You will see on page 4 photos of before and after results of the washaways.)

December Wash Aways

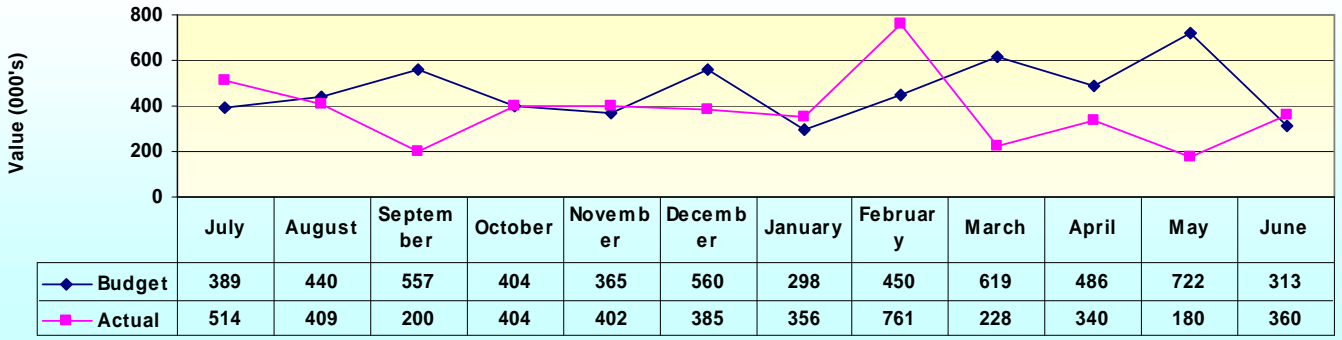


Financial Performance

West Wyalong Provisioning Centre performed extremely well in their budget monitoring and expenditure. As well as coming below budget in both works and general ledger we were able to deliver a vast number of projects on and below budget.



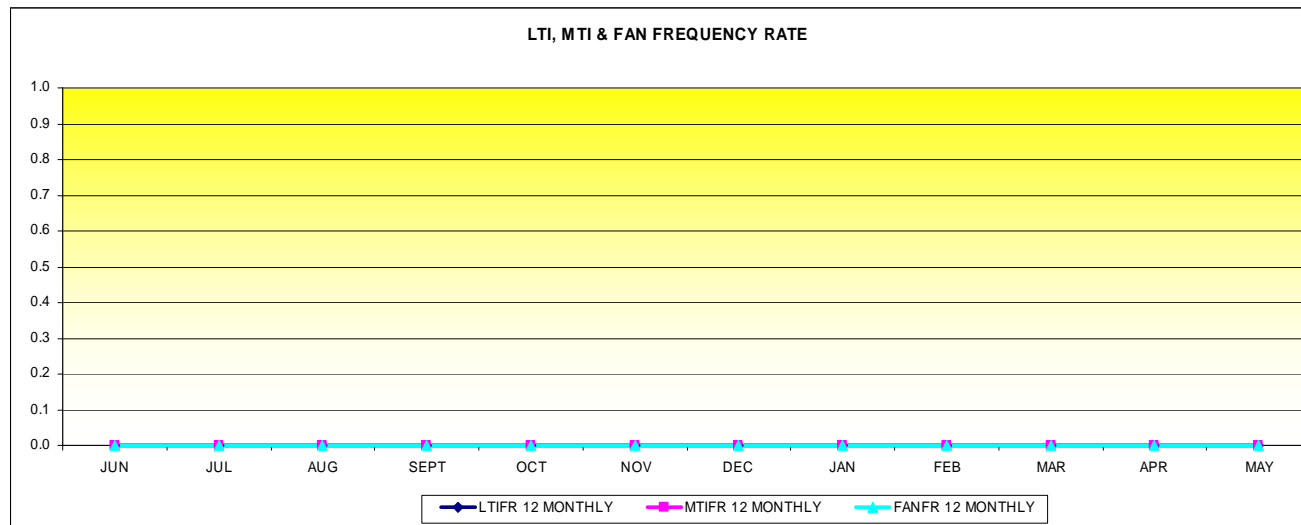
General Ledger Budget 07-08



Safety – LTI and MTI Graph

West Wyalong Provisioning Centre achieved an excellent result with no LTI and MTI in past 12 months. This was accomplished through Take 5's, pre work briefs and planning of each task completed.

Australian Rail Track Corporation															
West Wyalong															
MONTH	TEAM NUMBER	HOURS MONTHLY	HOURS 12 MONTHLY	LTI MONTHLY	LTI YTD	LTIFR 12 MONTHLY	MTI MONTHLY	MTI YTD	MTIFR 12 MONTHLY	FAN MONTHLY	FAN YTD	FANFR 12 MONTHLY	MONTHLY DAYS LOST	YTD ACTUAL DAYS LOST	LTI SEVERITY RATE
JUN	24	4080	51680	0	0	0.0	0	0	0.0	0	0	0.0	0	0	0.0
JUL	23	3910	50830	0	0	0.0	0	0	0.0	0	0	0.0	0	0	0.0
AUG	23	3910	49980	0	0	0.0	0	0	0.0	0	0	0.0	0	0	0.0
SEPT	22	3740	48960	0	0	0.0	0	0	0.0	0	0	0.0	0	0	0.0
OCT	22	3740	47940	0	0	0.0	0	0	0.0	0	0	0.0	0	0	0.0
NOV	22	3740	47600	0	0	0.0	0	0	0.0	0	0	0.0	0	0	0.0
DEC	22	3740	47260	0	0	0.0	0	0	0.0	0	0	0.0	0	0	0.0
JAN	22	3740	46920	0	0	0.0	0	0	0.0	0	0	0.0	0	0	0.0
FEB	22	3740	46580	0	0	0.0	0	0	0.0	0	0	0.0	0	0	0.0
MAR	22	3740	46240	0	0	0.0	0	0	0.0	0	0	0.0	0	0	0.0
APR	22	3740	45900	0	0	0.0	0	0	0.0	0	0	0.0	0	0	0.0
MAY	22	3740	45560	0	0	0.0	0	0	0.0	0	0	0.0	0	0	0.0
TOTAL		45560		0		0.0	0		0.0	0		0.0	0	0	0.0



Compliance

Compliance Report Summary - Network						Period: 1/7/2007 - 30/6/2008				Refresh Date: 21/08/2008				
Strategic Corridor	Network	Planned Work	Planned Work Completed Prior to period	Completed in Period and Compliant	Total % Compliant	Completed in Period and Not Compliant	% Not Compliant	Completed but Planned in Previous Period	Completed but Planned in Future Period	Total Completed in Period	Not Completed of Planned	% Not Completed of Planned	Backlog at end of Period	Backlog and Overdue by >1 cycle
Country Regional Network	Country Regional Network	820	80	736	99.5 %	4	0.5 %		114	854			4	
Country Regional Network	Lease Network	210	33	175	99.0 %	2	1.0 %		33	210				
		1030	113	911	99.4 %	6	0.6 %		147	1064			4	